



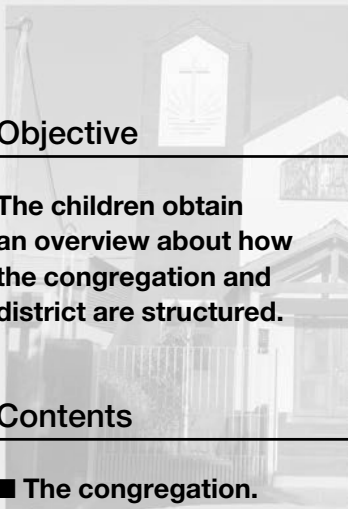
OUR CONGREGATION AND DISTRICT

Objective

The children obtain an overview about how the congregation and district are structured.

Contents

- The congregation.
- The district.



Introductory Remarks

■ It would be appropriate to invite the rector for this lesson.

■ To begin with, some information about the congregation may perhaps have to be compiled from a chronicle.

The lesson would come alive for the children if old or current photographs (for example, of ministers, the choir, etc.) were available.

■ Comment regarding exercise 2: The teacher prepares the information chart, possibly with the rector's help.

■ Comments regarding exercise 3: If the rector is not present, explain to the children that the questions were given to him in advance and he provided his answers in writing. Optional: you might like to do a role-play with a child assuming the role of the rector answering the questions.

■ Comment regarding the conclusion. If you plan on writing a letter to another religious instruction class in a neighbouring congregation, bring along writing paper.

Lesson Plan

Lead-In

Workbook, Exercise 1

The children do the exercise and compare the answers.

Implementation

Question Prompt

What do you know about our congregation? What is done by whom?

Discussion

Listen to the children's answers.

Workbook, Exercise 2

Then work on the description of the congregation, and study the photographs which were brought.

Workbook, Exercise 3

The children take turns asking the rector questions. The rector reports about the congregation.

	Following the interview the teacher writes the following on the board without commenting:
Board	Our district
Discussion	<p>The children freely express their thoughts about what this concept refers to.</p> <ul style="list-style-type: none"> ■ Our district is called ... ■ There are other congregations which belong to our district ... ■ Our District Elder's name is ... ■ Our District Evangelist's name is ... <p>Add the following to what has already been written on the board:</p>
Board	<p>Our district</p> <ul style="list-style-type: none"> ■ is called (name) ■ consists of (number) congregations ■ is led by (ministry and name)
Workbook	The children copy what has been written on the board into their workbooks.
Discussion	<p>Briefly discuss the responsibilities of the district leaders.</p> <ul style="list-style-type: none"> ■ They are the rectors' contacts and regularly hold rectors' meetings. ■ They perform special tasks for the Apostle and Bishop in the district. ■ They visit the congregations in the district. ■ Special congregational events are discussed with them. ■ They perform adoptions in the congregations. ■ They conduct divine services for the youth and children of their district.

Conclusion

Let the children talk about which congregations in the district they know by name and have already visited. They talk about the rectors they know.

Discussion

Prompt the children to write a letter to the religious instruction students in a neighbouring congregation. Enclose a description of your congregation.

The children have the opportunity to discuss what they think is especially good about their congregation and what they wish for.

Notes

[illegible]