

## TO SEEK AND TO FIND

*On our way of life we try to prove ourselves worthy of the Grace of God, to experience His help, to recognize His will and act accordingly. In this way we experience His love and ultimately can prove ourselves worthy of His grace and partake in the First Resurrection. This goal takes first place in our heart. For small children, this is hard to understand. But they can experience, through stories, that there are valuable things for which every effort is worth while.*

**The children experience that the search for the 'good' is worth while.**

I. 12



**The jewels** (to search for something valuable and to earn it)

In a strange city Jacob learns to be a goldsmith. As pay for his work, he receives a valuable piece of jewelry, which his bride is supposed to wear on their wedding day. On the way home, he is held up by robbers. They take away the jewelry. Jacob does not give up until he gets it back. Only then does he return home and later he happily marries.



Together we look at jewelry and let the children make necklaces from wooden beads, corn kernels etc.

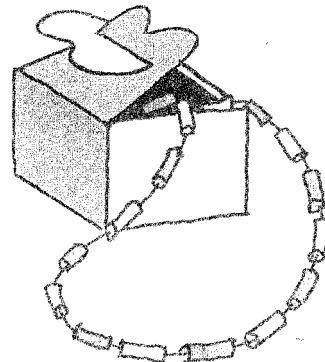


They make a jewelry box for their own treasures.

III. 9



During role play the children search for a lost piece of jewelry.



---

---

---





**The snail** (to strive persistently in pursuit of a goal)

A snail is hungry. A bee tells the snail about a huge lettuce field, but points out that the path to it is long and danderous. Courageously the snail begins to crawl. Thanks to the good advice of a butterfly, the snail is even able to cross a road. The snail does not allow itself to be discouraged by the pointed stones nor by a mocking rabbit. Overjoyed, the snail reaches the lettuce field after a strenuous journey. It was worth it.

IX. 25



The story could be shown on a flannel board.



On a large piece of paper, the journey and the various objects encountered by the snail are drawn while the story is being told. Using the picture, the children talk about the experiences the snail makes.

VIII. 6



The children form a snail's body with Play-Doh® and put a real snail's shell on top. With colored paper and material from nature, a snail's paradise could be created in a box.




With rope or heavy string draped in a spiral, they could make a snail's shell.



We make up a verse or song for this topic.

**Suggestion:** "The snail, the snail slowly moving from his hole. Yet steadily crawling on, that is how a snail reaches the goal."




---



---



---



---




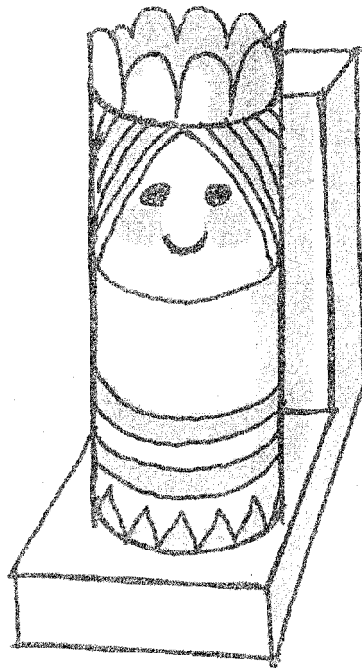

► **The triumphant Prince** (to strive for a high goal)

A royal couple has a very beautiful daughter. When it comes time to find a husband for her, the parents proclaim in all the lands that only a courageous, diligent and kind prince could take their daughter as his wife. In order to prove his qualifications, he must succeed at three difficult tasks. Many princes come forward, but they all try their luck in vain. In a castle nearby, lives a handsome young prince who longs for the hand of the princess. He finds her to be so precious and refined that he wants no one else as his wife. He comes forward, even though everyone mocks him and advises against it. The King immediately gives him his first task: "You have to take the bone away from the vicious watchdog, without his noticing it." During rain and sunshine, the prince waits in the courtyard. Day in and day out, hour after hour, he moves a little closer to the dog. Because of his perseverance, he finally is able to take the bone away. Now, the queen gives him the second task: "In a small rowboat, you must go to that faraway island and return with a basket of ripe fruit." The poor prince rows and rows, until it feels as if his arms are about to fall off from pain. Whenever he is ready to give up, he thinks about the princess. In this way, he also succeeds at this task. The princess is very happy. Now, she gives the prince the third task: "The last test is that you must find your way through a large forest. Trust and be brave. I wish you much luck." The prince gets up and leaves. He loses his way in the forest and becomes frightened. Then he meets a poor man. Out of compassion, the prince gives the man his coat and his last piece of bread. Out of thankfulness, the poor man shows him the way through the forest. Because he overcomes his fright and shows kindness, he also completes this last task successfully. After that, the prince and the princess celebrate their wedding. They live long and happily together. The prince becomes known all over as a wise and able monarch.

► The children make a crown and put themselves into the role of the prince.

► They try games that test their skills, requiring patience and endurance. (Balance a round object on a spoon, etc.)





IV. 4 ► They play out the story with toy figures.



---

---

---

---

---

---

---

---

---


---



► **The hike to a mountain top** (to reach a goal brings joy)

The next day promises to bring good weather. A family plans a hike to a beautiful scenic overlook in the mountains. The knapsacks are packed. Father checks to make certain that nothing is missing. Food for the picnic, handkerchiefs, hiking map, rain gear and first aid kit for emergencies, are all carefully stowed away. Everyone goes to bed early. Early the next morning mother makes fresh tea. After a drive in the car the hike can begin. On the way they discover pretty flowers along the path and they even watch animals. All enjoy the hike. Soon the children get hungry and thirsty. Father reminds them not to eat and drink too much because with a full stomach it is not so easy to walk. Soon it will be lunch time. The sun is now burning pretty hot in the sky. The last ascent is still to come. They make very slow progress now. More and more often, they have to take a short rest in order to recover and to have a drink. Then they start again. One child stumbles and scrapes a knee. Mother bandages the injury. The children hold out. Step by step they climb the now steeper path. When they get very tired, the parents take the small ones by the hand. This way they manage the last stretch. Finally they reach their goal: the mountain top. There is a splendid panoramic view. At a little lake they have a break. They dip their feet into the cold water. A sandwich and hot tea gives them strength again. Everyone is proud to have made it to the top. They also enjoy the beautiful nature, that God made a long time ago.


► The children relate their own similar experiences.



► The children draw a mountain with hikers that are on their way to the top.

► We look at mountain pictures and talk about them.





▶ The teacher makes a wall picture on which the path to the mountain top with all the beauties of nature are shown. Using this picture, she tells the story. (Flowers and animals can be drawn while the story is being told.) With figures cut from cardboard, the story can be acted out.



---

---

---

---

---

---

---

---

---

---